

Instructions for searching and viewing reports

Contents

Ø 01 – Side effects of therapies	Page 1
Ø 02 – Advanced search	Page 2
Ø 03 – View stories	Page 3
Ø 04 – Choosing of treatment: main- and subcategories	Page 3
Ø 05 – Sort of result tables	Page 4
Ø 06 – Choosing of a personal report	Page 5
Ø 07 – Viewing of a personal report	Page 5
Ø 08 – Basic data	Page 6
Ø 09 – Graphs	Page 7
Ø 10 – PSA-doubling times	Page 8
Ø 11 – Side effects	Page 9
Ø 12 – My story	Page 10
Ø 13 – Subscription of reports – receive future reports by e-mail.	Page 11
Ø 14 – Translation of reports	Page 11
Ø 15 – Send a personal message	Page 12
Ø 16 – Printing of a report	Page 13

The width of the layout has been optimized for displays of 1300 pixels or more because of extensive tables and graphs.

Instructions for searching and viewing reports

01 – Side effects of therapies

Choose the treatment **here!** Choose up to three treatments to compare them and there side effects!

Number of users who have made an assessment of the choosen therapy..

Number of positive to negative assessments. When **cklicking a number**, the users who have made this assesement are displayed on the right side.

Instructions for searching and viewing reports

02 – Advanced search

If desired, you can display only reports which have been written in certain languages.

The screenshot shows the advanced search form with the following criteria:

- Age at diagnosis: from 50 to 60
- PSA value at diagnosis: from 5 to 10
- Gleason-Sum: from 6 to 7
- Initial treatment: DaVinci

 A 'Start search' button is located on the right side of the form.

In the above shown example, only reports of men will be selected who fulfilled the following criterias:

- Age at diagnosis: between 50 und 60 years old
- PSA-value at diagnosis: between 5 und 10
- Gleason-Score: between 6 und 7
- and **DaVinci-method** for the removal of the prostate.

After clicking the "Search"-button a table with all users who fulfilled the above criterias will be displayed.

L	St	Personal information			Details at diagnosis			Initial treatment		Second treatment		Third treatment							
		Name	Age	City	Stars	Date	Age	PSA	G8	T-Stage	Date	PSA	Treatment	Date	PSA	Treatment	Date	PSA	Treatment
DE	U	Eduard54	58			12.02.09	55	5.9	4+3	T1c	31.03.09	5.9	DaVinci						
DE	U	lago59	54			28.08.12	53	5.4	3+3	T1c	10.07.12	5.4	DaVinci						
DE	F	thurn51	62			27.03.09	58	5.8	3+4		11.06.09	5.8	DaVinci	07.07.11	6.2	RT			
DE	F	Bleischke	65			03.02.10	62	7.1	3+3		28.04.10	7.7	DaVinci						
DE		LaBass	51			15.08.12	50	5.7	4+3	cT2a	24.09.12	4.3	DaVinci						
DE		lago1982	51			17.07.12	50	5.4	3+3	T1c	17.08.12	5.5	DaVinci						

- | | | |
|----------------------------------------------|-----------|-----------------------------------------------------|
| Stars | St | Status |
| Initial diagnosis 0 - 5 years ago | N | = new Newly registered in the last 30 days |
| * Initial diagnosis 5 - 10 years ago | U | = update Update under 3 months old |
| ** Initial diagnosis 10 - 15 years ago | F | = due Last update was made more than 9 month ago. |
| *** Initial diagnosis more than 15 years ago | † | = † Unfortunately, we have received a death notice. |

Instructions for searching and viewing reports

03 – View stories

If you are choosing the the menu "view stories" or one of the submenus a table is displayed with all the users who fulfill the choosen criteria or had undergone the treatment you selected.

View stories	The submenus are shown::
All stories	- all users are listed (actually several hundred)
New registrations	- Shows the last 20 new registrations.
New updates	- Shows the last 50 new updates.

04 – Selection of treatments: main- and sub-categories

The following main-categories can be choosen:

Watchful Waiting
Prostatectomy
Radiation therapy
Hormonal therapy
Other treatments

The search can be narrowed by choosing a sub-category the. The following sub-categories are disponible:

Watchful Waiting	Prostatectomy	Radiation therapy	Hormonal therapy	Other treatments
Active Surveillance	Open surgery	HDR - Brachy	ADT1	TURP
Watchful Waiting	DaVinci	HDR - Brachy	ADT2	LIIRI
	Laparoscopy	IMRT	ADT3	Hyperthermia
	other TURP	Protons	intermittent ADT	Chemotherapy
		Ions	ADT by Leibowitz	MAC by Leibowitz
		other RT	other ADT	Herboropathy
				other alternative medicine
				other treatments

Instructions for searching and viewing reports

05 – Sort of the result tables

L	ST	Personal information				Details at diagnosis				Initial treatment			Second treatment			Third treatment			
		Name	Age	City	Stars	Date	Age	PSA	GS	T-Stage	Date	PSA	Treatment	Date	PSA	Treatment	Date	PSA	Treatment
EN	F	Arak,Danis	48		★	10.10.08	41	8.1	4+3	21.11.08	9.1	DaVinci							
EN	F	Bruce	44		★	30.08.09	41	4.1	3+3	30.08.09	4.1	Watchful Wait.	15.02.10	0.1	DaVinci	16.02.10	0.0	Active Surv.	
EN	F	berick	46		★	10.10.09	42	41.0	4+1	10.10.08	41.0	Homeopathy	11.09.09	4.0	Laparoscopy	08.08.11	4.0	o. treatment	
EN	F	Neil1956	67		★	10.08.01	45	18.6	+	01.10.01	18.6	Open surgery	01.11.03	0.9	other RT	01.12.08	0.3	ADT1	
EN	F	Joe1964	48		★	21.04.10	46	3.5	3+3	04.05.09	3.5	DaVinci							

The columns can be sorted by clicking on the small blue arrows.

e.g.. by **age** at diagnosis of PCa or e.g.. **PSA-value** at intital treatment.

L	ST	Personal information				Details at diagnosis				Initial treatment			Second treatment			Third treatment			
		Name	Age	City	Stars	Date	Age	PSA	GS	T-Stage	Date	PSA	Treatment	Date	PSA	Treatment	Date	PSA	Treatment
EN	F	Petereb	70		★	22.12.07	65	1121	4+3	T4	22.12.07	1121	other ADT	07.01.08	1121	ADT1	04.04.08	2.1	ADT1
EN	F	George H	62		★	12.04.05	54	182	4+3	T4	14.04.05	182	IMRT+ADT	18.09.07	0.1	Active Surv.	17.05.10	21.0	ADT2
EN	F	Barr74	78		★	05.08.06	64	4.3	+		22.11.10	118	intam. ADT	30.11.10	0.3	intam. ADT			
EN	U	Tom Johnson	75		★	01.03.96	59	110	4+3	T4	13.01.96	110	ADT2	01.07.96	0.1	ADT2	05.11.01	3.0	Active Surv.
EN	U	Don B	56		★	15.02.13	57	101	4+5	T4	15.02.13	101	ADT1	04.03.13	98.7	ADT2			

06 – Choosing a personal report

L	ST	Personal information				Details at diagnosis				Initial treatment			Second treatment			Third treatment			
		Name	Age	City	Stars	Date	Age	PSA	GS	T-Stage	Date	PSA	Treatment	Date	PSA	Treatment	Date	PSA	Treatment
EN	U	Marusha	67		★	15.04.09	63	286	4+4	T2c	15.05.09	0.3	ADT2	15.02.11	5.5	other RT	28.02.13	48.5	o. treatment
EN	U	Tom Johnson	75		★	01.03.96	59	110	4+3	T4	13.01.96	110	ADT2	01.07.96	0.1	ADT2	05.11.01	3.0	Active Surv.
EN	U	Jan Hirschi	71		★	12.08.98	54	10.8	3+3	T1c	08.08.98	10.8	Active surv.	10.06.04	8.6	IMH-P	01.05.07	0.2	ADT1
EN	U	SteveT	67		★	21.07.07	61	15.8	3+3	T1c	23.07.07	19.2	intam. ADT	23.07.08	12.0	o. all med	23.04.10	9.7	o. treatment
EN	U	Roger Cannell	70		★	16.10.09	67	4.6	3+3	T1c	16.10.09	4.6	Active Surv.						

A personal report will be displayed by clicking onto a name or onto the green bar

Last story 50 days ago A small info window appears stating when the last report was recorded by this user if the cursor remains a short moment on a name or a line.

Instructions for searching and viewing reports

07 – Viewing a personal report

You can view the personal data, graphs, PSA-DT and stories by selecting the corresponding tab. Activated tabs are highlighted in olive green.

The screenshot shows the user interface for user 'Hampe42'. The 'My Basic Data' tab is highlighted in olive green. Below the tabs, there are three main sections: 'Personal data - diagnosis', 'Personal data', and 'Data at initial diagnosis'. The 'Personal contact' and 'Print' links are also visible.

It is possible to **contact a user** personally or to **print** a whole report.

08 – Basic data

The screenshot displays the 'My Basic Data' page for user 'Hampe42'. The page is divided into several sections:

- Personal data:**

Visible name:	Hampe42	Date:	18.06.2010
City:	Schweiz	Age at diagnosis:	68
State/Province:	Basel-Landschaft	PSA:	174.00
Year of birth:	1942	Biopsied?	Yes
Age:	71	TUR-P?	No
Occupation:	Rentner	Gleason Score:	3 + 4 = 7a
Hobbies:	Reisen und alle Autos	TNM-Stage:	cT4 N0 M1
My Website:		Remark:	
- Maximum measured prostate volume:**

Date:	10.06.2010
PSA:	174.00
Volume in ml/cm ³ :	25
- Postoperative pathological data:**

Date:	
Gleason Score:	
pT11b-classification:	
Margins:	
p-L-V-R-G-Findings:	
See series of:	
- Treatments:**

From	To	PSA**	Type	Clinic	City
25.06.10	21.03.10	174.00	ADT2	Urologe	Basel
21.03.11	12.02.12	4.28	ADT1	Urologe - Basel	Frimagen statt Elgard
11.08.11	11.08.11	3.50	other RT	Privatinstüt, Allschwil	1-malig 5 Gy
15.02.12		7.72	ADT2	Urologe	Basel
03.08.12	03.08.12	14.00	other RT	Privatinstüt, Allschwil	1-malig 5 Gy
01.12.12	11.12.12	27.57	other RT	Privatinstüt, Allschwil	10x 3 Gy
21.01.13	28.05.13	27.57	Chemotherapy	Uni-Spital	Basel
31.05.13	02.06.13	18.00	Active Surveillance	Urologe	Basel

**PSA level of the start of the treatment!
- Drugs:**

From	To	Medication	Quantity / unit of time
15.04.10	15.05.10	Taur Retard	4x1 pro T
15.04.10	15.05.10	Omeprax	1 x 1 pro T
09.06.10	09.06.10	Flagyl	1x pro T

NEM = Nutritional supplement

The personal data, data at diagnosis as well as the treatments carried out and the drugs taken are shown on this page.

Instructions for searching and viewing reports

09 – Graphs



The first two graphs show the PSA-evolution with a logarithmic and a linear scale. Touching a measuring point will display the exact value. Further graphics of other values (for example testosterone, free PSA, CGS etc.) might be displayed if entered by the user.

Instructions for searching and viewing reports

10 – PSA-doubling times

English German Home Contact Links About us Login/Sign up

My Basic Data Graphics **PSA-DT** Side effects My Story

PSA doubling times in years

DT is greater than previous period.

DT is smaller than previous period.

* Calculated backwards for 1, 2, 4 and 8 periods.

Limit = 3 years

Date	PSA	1*	2*	4*	8*	Date	PSA	1*	2*	4*	8*
01.01.09	3.33					29.11.12	33.80	0.52	0.32	0.30	0.38
10.06.10	174.00	0.25				22.01.13	30.80		1.89	0.43	0.46
12.08.10	15.20		0.74			12.02.13	18.63				0.84
27.09.10	29.50	0.13				28.02.13	12.40				1.58
20.10.10	7.34			1.58		16.04.13	6.37				
03.11.10	5.82					06.05.13	6.37				
01.12.10	18.50	0.05	0.09	1.07		07.05.13	6.59				
07.12.10	16.50		0.06			28.05.13	4.03				
21.12.10	12.10			0.24	1.06	20.06.13	25.00	0.02	0.05	0.09	
23.12.10	11.40			0.14		31.12.13	13.13		0.35	0.63	
13.01.11	10.10					31.12.14	14.14	9.35		1.23	
09.02.11	8.41										
21.03.11	4.28										
19.04.11	3.75										
19.05.11	3.74										
13.07.11	4.50	0.56	0.89								
09.08.11	3.50										
19.10.11	4.50	0.54		1.31							
14.12.11	5.82	0.41	0.47	0.90							
20.01.12	7.72	0.25	0.33	0.67							
23.02.12	7.93	2.41	0.44	0.46	1.04						
31.05.12	10.60	0.64	0.79	0.50	0.75						
27.07.12	14.00	0.39	0.52	0.49	0.63						
30.08.12	19.70	0.19	0.28	0.45	0.53						
04.10.12	27.58	0.20	0.19	0.34	0.39						

Calculation of doubling times in days

Doubling time in years:

Doubling time in days:

Clicking the "PSA-DT-tab" will display a table with the PSA values and the PSA doubling times in years. The doubling times will be calculated backwards for 1, 2, 4 or 8 periods.

PSA-doubling times of <3 Jahren are highlighted in red!


Values in the column "8 periods" are more meaningful as errors in measurements and other influencing factors are less significant. The interpretation of the PSA-doubling times should be done by a specialist.

Increasing doubling-times compared to the previous period have a lime-green background, decreasing doubling-times a reddish one.

Instructions for searching and viewing reports

11 – Side effects of therapies

English German Home **Contact** Links About us Login/Sign up

Create your story  Hampe42 My Basic Data Graphics PSA-DT **Side effects** My Story

Instructions and info Personal contact Print

Side effects of therapies Side effects of my past therapies

	ADT2	ADT1	ADT2	Chemotherapy
yes, sure				
rather yes				
more or less				
rather no				
no				

Course of therapy in general

Are you satisfied with the course of the therapy?

Has the treatment met your expectations?

Are you satisfied with the course of the PSA-values?

Was the castration level of testosterone (0,2 ng/ml, 20 ng/dl, 0,69 nmol/l) met by the ADT treatment?

	No	yes, mild	severe
Yes			
No			
Yes, mild			
severe			

Side effects of the therapy

Urinary incontinence?	During therapy	1-4 weeks after therapy	2-4 months after therapy	5-12 months after therapy	More than 12 months after therapy

Urinary retention?	During therapy	1-4 weeks after therapy	2-4 months after therapy	5-12 months after therapy	More than 12 months after therapy

Loss of virility?	During therapy	1-4 weeks after therapy	2-4 months after therapy	5-12 months after therapy	More than 12 months after therapy


Stool incontinence?	During therapy	1-4 weeks after therapy	2-4 months after therapy	5-12 months after therapy	More than 12 months after therapy

Clicking the "Side effects" tab will display the effects of therapies made by the user. Each therapy undertaken can be assessed individually. For example, if two ADT1-treatments have been made, each will be assessed separately.




Instructions for searching and viewing reports


12 – My story

English German Home Contact Links About us Login/Sign up

Create your story  Hampe42 My Basic Data Graphics PSA-DT Side effects **My Story**

Instructions and info Personal contact Print

My Story	Date ▲ ▼	Last PSA from	Personal stories
Translate into:  English  French  Spanish	15.10.2009	3.33 01.01.09	Bis heute waren mir Ärzte und Spitäler ein Fremdwort.
			Im Oktober 2009 habe ich erstmals sporadische Rücken- und Hüftschmerzen bemerkt. An Weihnachten sehr viel stärkere Schmerzen. Die schmerzfreien Intervalle wurden immer kürzer. Ich habe mir selber Schmerzmittel verabreicht, ohne einen Arzt zu konsultieren.
			Die Schmerzen führte ich auf Abnützungen aufgrund meiner früheren Tätigkeit als Lastwagenfahrer zurück.
	15.04.2010	3.33 01.01.09	Erstmals Besuch bei einem Rücken- und Knochenspezialisten. Dieser verschrieb mir Tilur Retard und Omeprax als Schmerztherapie.
	10.05.2010	3.33 01.01.09	Der Knochenspezialist überwies mich zur Bild-Diagnostik.
			Es wurde am 10.5.2010 ein axiales kontrastmittelverstärktes 64-MDCT des Thorax und des Abdomens und am 12.5.2010 zusätzlich eine PET/CT mit 233 MBq F-18FDG durchgeführt.
			Auszug aus der radiologischen Diagnose: 1. Hochgradiger Verdacht auf ausgedehnt, vor allem osteosklerotisch-osteolytisch metastasierendes Prostata-Carcinom mit Befall HWS, insbesondere der BWS und LWS sowie der Os III beidseits, insbesondere Acetabulum rechts, des Sacrum mit möglicher Lymphknotenmetastase iliacal extern rechts. Weitergehende urologische Abklärung (PSA?) dringend empfohlen. 2. Kein Hinweis auf andersweitigen, malignen Tumorprozess. 3. Aufgrund dieser Diagnose überweist mich der Knochenspezialist an einen Urologen.
	01.06.2010	3.33 01.01.09	Erster Besuch beim Urologen. Zuerst Blut- und Urinabnahme und nachfolgend Ultraschalluntersuchung.
	06.06.2010	3.33 01.01.09	Der Urologe teilt mir telefonisch den PSA-Wert mit und bietet mich zu einer Biopsie auf. Per Fax erhalte ich ein Rezept für ein Antibiotika (Flagyl und Ciproflex), welches ich einen Tag vor und 4 Tage nach der Biopsie einnehmen muss.
	10.06.2010	174.00 10.06.10	Biopsie 3x rechts und 3x links. Das Einstechen habe ich kaum bemerkt. Histopathologische Diagnose: Transrektale Stanzbiopsien, Prostata rechts Infiltrate eines vorwiegend kleindrüsigen und herdförmig kibriformen mäßig differenzierten Adenokarzinoms, nachgewiesen in 3 von 3 Biopsien (ca. 70% der gesamten Gewebefläche tumorbefallen). Transrektale Stanzbiopsien, Prostata links Infiltrate eines vorwiegend kleindrüsigen und herdförmig kibriformen mäßig differenzierten Adenokarzinoms, nachgewiesen in 3 von 3 Biopsien (ca. 80% der gesamten Gewebefläche tumorbefallen). Gleason 3+4=7

Clicking the "My story" tab will display the written reports. These might be sorted in ascending or descending order. 

Instructions for searching and viewing reports

13 – Subscription of reports

"**Subscribe update**" allows you to subscribe to future reports of this user. Subscribed reports will be sent by e-mail.

Only registered and logged-in users can subscribe and administrate reports!

See the "Instructions for registration and recording of your own PCa-history".

The screenshot shows the user profile page for 'Hampe42'. The top navigation bar includes links for 'Home', 'Contact', 'Links', 'About us', and 'Logout'. Below the user name, there are tabs for 'My Basic Data', 'Graphics', 'PSA-DT', 'Side effects', and 'My Story'. A red arrow points from the 'Subscribe update' link in the top navigation bar to the text above.

14 – Translation of reports

If a report is written in a foreign language you can have it translated by Google into the language of your choice by clicking on to the appropriate flag.

The screenshot shows the report list page for 'Hampe42'. The table has columns for 'My Story', 'Date', 'Last PSA from', and 'Personal stories'. A red arrow points to the 'Translate into' dropdown menu for the first report.

My Story	Date	Last PSA from	Personal stories
Translate into English French Spanish	15.10.2009	3.33 01.01.09	Bis heute waren mir Ärzte und Spieler ein Fremdwort.
	15.04.2010	3.33 01.01.09	Erstmals Besuch bei einem Rücken- und Knochenspezialisten. Dieser verschrieb mir Tiur Retard und Omeprax als Schmerztherapie.
	10.05.2010	3.33 01.01.09	Der Knochenspezialist überwies mich zur Bild-Diagnostik.

Es wurde am 10.5.2010 ein azales kontrastmittelverstärktes 64-MDCT des Thorax und des Abdomens und am 12.5.2010 zusätzlich eine PET/CT mit 233 MBq F-18FDG durchgeführt.

Auszug aus der radiologischen Diagnose:
 1. Hochgradiger Verdacht auf ausgedehnt, vor allem osteoklastisch-osteolytisch

Instructions for searching and viewing reports

15 – Send a personal message



"Personal contact" allows you to send a personal message to the user. **The name and the e-mail address of the recipient are not visible!** The recipient can then decide whether he wants to answer and reveal his real name.

myProstate.eu does not store any personal messages and has no insight into these.

The sender will receive a copy of the personal message to the e-mail address he indicated.

If you are logged in the spam-protection is set off and your name and e-mail-address is filled in automatically!

Instructions for searching and viewing reports

16 – Printing of a report

The screenshot shows the user interface for a patient named Hampe42. The top navigation bar includes 'Home', 'Contact', 'Links', 'About us', and 'Login/Signup'. The main content area is divided into several sections: 'My Basic Data', 'Graphics', 'PSA-DT', 'Side effects', and 'My Story'. A red arrow points from the 'Print' button in the 'Personal contact' section to the text below.

Personal data - diagnosis	Personal data	Personal data at initial diagnosis	
Visible name:	Hampe42	Date:	10.06.2010
City:	Basel	Age at diagnosis:	68
State/Province:	Basel-Landschaft	PSA:	17.00
Year of birth:	1942	Biopsied?	Yes
Age:	71	TUR-P?	No
Occupation:	Retirer	Gleason Score:	3 + 4 = 7a
Hobbies:	Reisen und alle Autos	TNM-Stages:	cT4 N0 M1
My Website:		Remanic:	

"Print" allows you to print the whole report including

- Ø Basic data
- Ø Graphics
- Ø PSA-DT
- Ø Reports

The "Side effects" will not be printed.